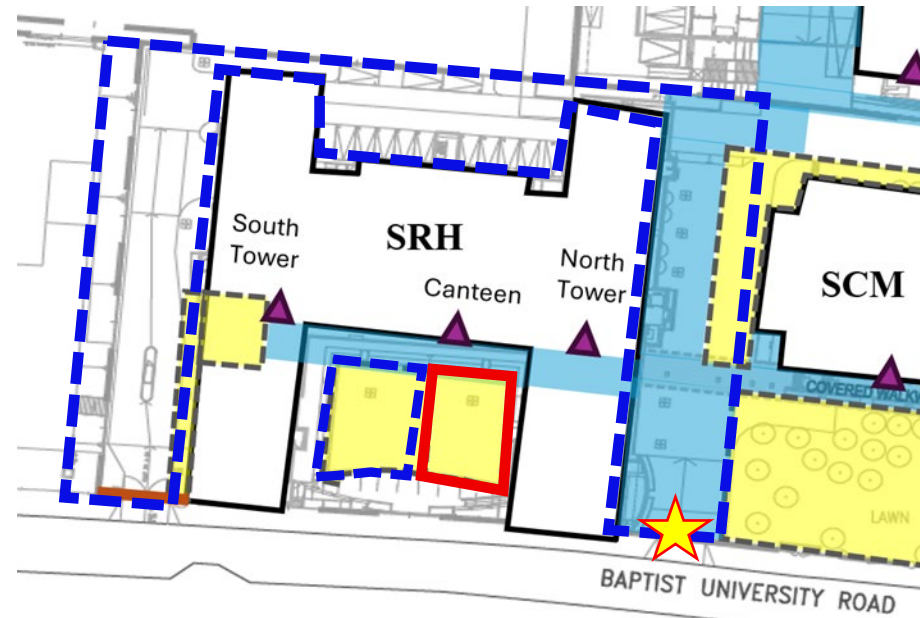







Baptist University Road Campus – Ground Investigation Works and Underground Utility Surveying on Ground Floor of Student Residence Halls (SRH)

浸會大學道校園 - 學生宿舍地面土地勘探及地下管線探測工程



Main Pedestrian Entrance
行人主要入口

Legend 圖例

-  Location of SRH Plaza affected area
學生宿舍地下受影響範圍
-  Adjoining affected area (localized)
鄰近受影響範圍 (局部性)
-  Fenced-off Area by barrier/ hoarding
水馬/圍欄圍封區域
-  Temporary Closure of Entrance Gate
入口閘門暫時關閉
-  Pedestrian Access
行人通道