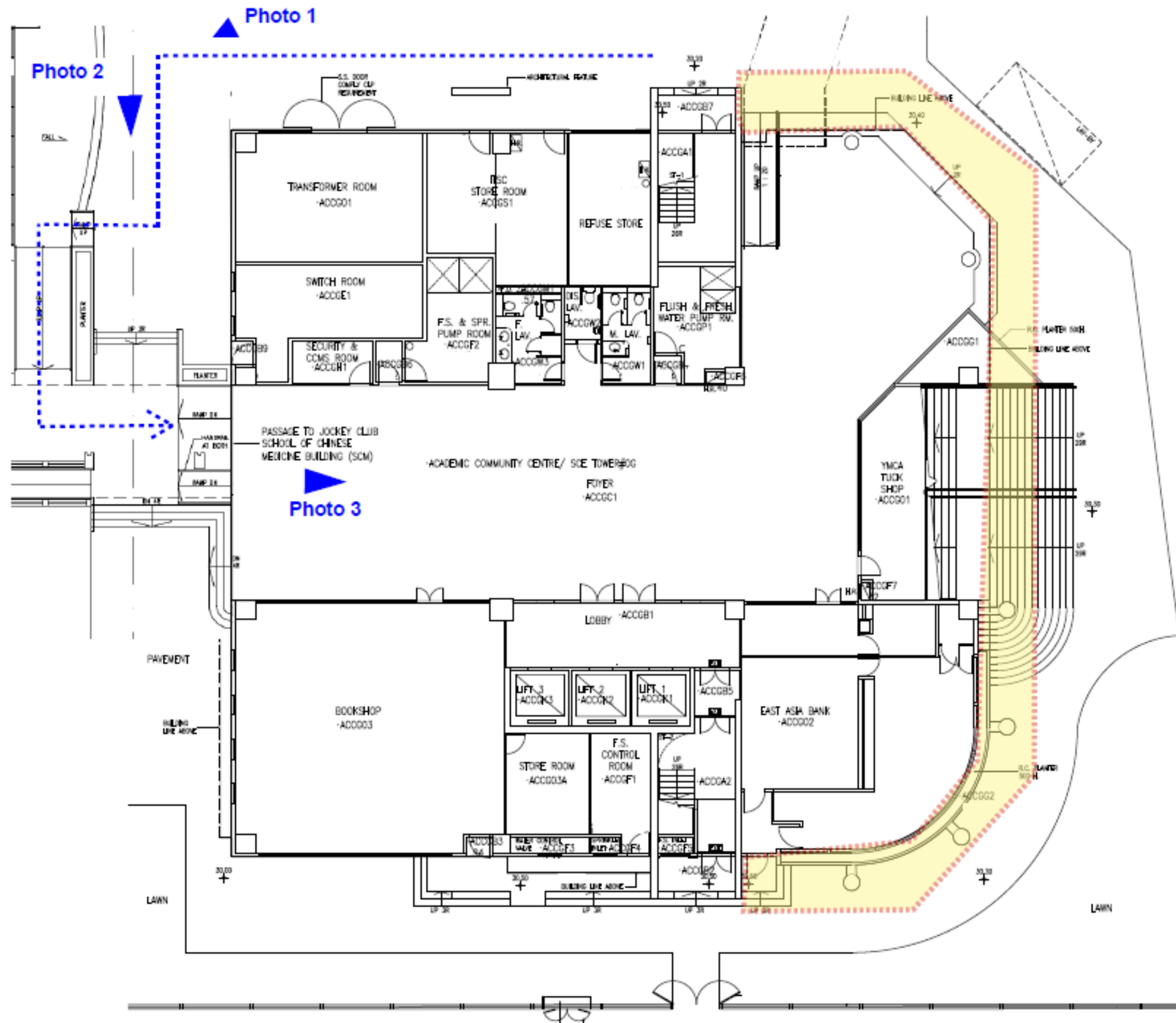




Baptist University Road Campus - Temporary Closure of Part of the Pedestrian Walkway on the G/F of Jockey Club Academic Community Centre (ACC) / Madam Chan Wu Wan Kwai School of Continuing Education Tower (SCE)
浸會大學道校園 - 臨時封閉賽馬會師生活動中心/陳瑞槐夫人胡尹桂女士持續教育大樓地下部分行人路



Ground Floor Plan of ACC / SCE Tower

Remarks:

 Fence off area
圍封範圍

 Diverted path for ramp user
斜道使用者之改道路徑

**Baptist University Road Campus - Temporary Closure of Part of the Pedestrian Walkway on the G/F of Jockey Club Academic
Community Centre (ACC) / Madam Chan Wu Wan Kwai School of Continuing Education Tower (SCE)**
浸會大學道校園 - 臨時封閉賽馬會師生活動中心/陳瑞槐夫人胡尹桂女士持續教育大樓地下部分行人路



Photo 1



Photo 3




Photo 2